

**PRICES INCLUDE:**

- Delivered fully built to customer *Build on-site is available for an extra charge*
- **PRIMED / UNPAINTED** wood siding, paint option available
  - 40-year #1 grade metal roof, shingles optional
  - 5-year workmanship warranty
    - 2x4 Construction 16" OC

**HIGH BARN**



Includes unpainted siding, (2) 4' lofts, ladder & 5' double door

SIZE	MODEL	RETAIL
8x8	WV01	\$4159
8x10	WV02	\$4490
8x12	WV03	\$4820
8x16	WV04	\$5481
8x20	WV05	\$6142
10x12	WV06	\$6171
10x16	WV07	\$7119
10x24	WV08	\$9016
12x12	WV09	\$7320
12x16	WV10	\$8614
12x20	WV11	\$9907
12x30	WV12	\$13,139
14x16	WV13	\$11,918
14x28	WV14	\$15,079

**GABLE**



Includes unpainted siding & 5' double door

SIZE	MODEL	RETAIL
8x8	WV15	\$4159
8x10	WV16	\$4490
8x12	WV17	\$4820
8x16	WV18	\$5481
8x20	WV19	\$6142
10x12	WV20	\$6171
10x16	WV21	\$7119
10x24	WV22	\$9016
12x12	WV23	\$7320
12x16	WV24	\$8614
12x20	WV25	\$9907
12x30	WV26	\$13,139
14x16	WV27	\$11,918
14x28	WV28	\$15,079

**LOFTED GARDEN SHED**



Includes unpainted siding, (2) 4' lofts, ladder, 2 windows & 5' double door  
\*8x10-10x12 only includes 1 window

SIZE	MODEL	RETAIL
8x10	WV29	\$4691
8x12	WV30	\$5022
8x16	WV31	\$5826
10x12	WV32	\$6372
10x16	WV33	\$7522
10x24	WV34	\$9418
12x12	WV35	\$7522
12x16	WV36	\$9016
12x20	WV37	\$10,309
12x24	WV38	\$11,602
12x30	WV39	\$13,542
14x16	WV40	\$12,320
14x20	WV41	\$13,470
14x28	WV42	\$15,481

**MINI BARN (4' SW)**



Includes unpainted siding & 5' double door

SIZE	MODEL	RETAIL
8x8	WV43	\$3448
8x10	WV44	\$3872
8x12	WV45	\$4296
8x16	WV46	\$5144
10x12	WV47	\$5165
10x16	WV48	\$6027
10x20	WV49	\$7177
12x12	WV50	\$5309
12x16	WV51	\$6171
12x20	WV52	\$7033
12x32	WV53	\$9476

**GARAGE**



Includes unpainted siding, 8x7 garage door, 36" walk-in door & 4' loft  
\*Available with Gable roof, no loft, same price

SIZE	MODEL	RETAIL
10x12	WV54	\$7177
10x16	WV55	\$8125
10x20	WV56	\$9073
12x16	WV57	\$9619
12x20	WV58	\$10,984
12x24	WV59	\$12,277
12x30	WV60	\$14,217
14x20	WV61	\$13,642
14x28	WV62	\$15,797
14x32	WV63	\$17,737
14x36	WV64	\$18,886
14x40	WV65	\$20,539
16x30	WV66	\$23,556
16x40	WV67	\$26,717



**MINI GABLE (6' SW)**



Includes unpainted siding & 5' double door

SIZE	MODEL	RETAIL
8x8	WV68	\$3872
8x10	WV69	\$4159
8x12	WV70	\$4447
8x14	WV71	\$4734
8x16	WV72	\$5022
10x12	WV73	\$5740
10x14	WV74	\$6315
10x16	WV75	\$6746

**CABIN**



Includes unpainted siding, 36" door, 2 windows, (2) 4' lofts, ladder & 4' inset porch  
\*Available with Gable roof, no loft, same price

SIZE	MODEL	RETAIL
10x14	WV76	\$7795
10x16	WV77	\$8269
10x24	WV78	\$10,165
12x16	WV79	\$9799
12x20	WV80	\$11,142
12x24	WV81	\$12,435
12x30	WV82	\$14,375
14x28	WV83	\$15,941
14x36	WV84	\$19,030
16x40	WV85	\$26,932
16x50	WV86	\$29,447



**GREEN HOUSE & CHICKEN COOP**



Includes unpainted siding, window, entry door with transom window, 4 nesting boxes & roost

SIZE	MODEL	RETAIL
8x10	WV87	\$4734




Includes metal/lexon roof & sides, choice of work bench or shelf down one side, window on end & entry door

SIZE	MODEL	RETAIL
8x12	WV88	\$6322
10x12	WV89	\$7895
12x16	WV90	\$10,345

# PICK YOUR COLORS \*Colors may vary due to print

## STANDARD METAL ROOF COLORS:



ZINC GRAY

BLACK

BROWN

RED

## NON-STANDARD METAL ROOF COLORS:



FOREST GREEN

WHITE

BURNISHED SLATE

HAWAIIAN BLUE

CHARCOAL

LIGHT STONE

CHATEAU BROWN

NAVY

## STANDARD SIDING COMES PRIMED:

(Body & Trim)



## OPTIONAL PAINT COLORS (Body & Trim):



SOFTENED GREEN

WHITE SNOW

GRAY SHINGLE

BEIGE

BLACK

LIGHT FRENCH GRAY

CHATEAU BROWN

NAVY

REAL RED

LEMON TWIST

## SHINGLE COLORS:



BROWNWOOD

DRIFTWOOD

CHATEAU GREEN

BLACK

GRAY

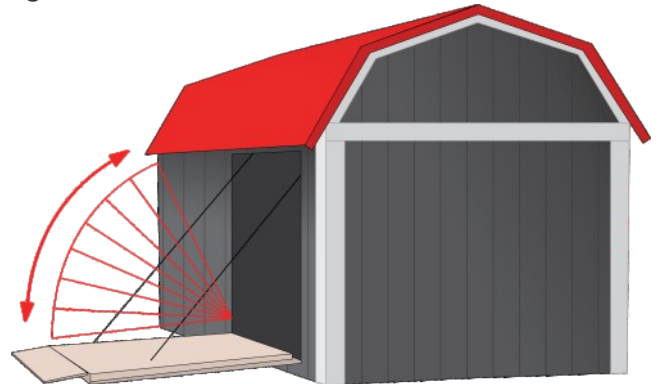
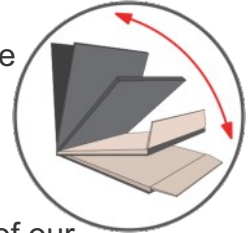
TAN

## OPTIONS

- Painted siding, your choice body & trim color:
  - 8' Wide **OP01** - \$431
  - 10' Wide **OP02** - \$575
  - 12' Wide **OP03** - \$718
  - 14' Wide **OP04** - \$862
  - 16' Wide **OP05** - \$1006
- Ridge skylight (must be full length) **OP06** - \$14 per ft.
- Upgrade to 6' door opening **OP07** - \$79
- Upgrade to 7' door opening **OP08** - \$129
- Add 5' double door **OP09** - \$216
- 8x7 garage door **OP10** - \$934
- Steel man door **OP11** - \$374
- Steel man door w/ window **OP12** - \$431
- 2x2 window **OP13** - \$144
- 2x3 window **OP14** - \$201
- 2x3 vinyl window **OP15** - \$359
- 3x4 vinyl window **OP16** - \$482
- Shutters **OP17** - \$108 per set
- Work bench **OP18** - \$65 per linear ft.
- Vinyl or Metal siding **OP19** - 12% of retail
- 25 Year shingles **OP20** - 10% of retail
- 5x4 Treated ramp **OP21** - \$287
- 6x4 Treated ramp **OP22** - \$345
- 8x4 Treated ramp **OP23** - \$431
- Extend loft depth **OP24** - \$14 per ft.
- Non-standard metal color **OP25** - 4% of retail
- Insulation **OP26** - \$3 per sq. ft. (R13 Fiberglass walls, ceiling and floor)

- Upgrade to a **Rampage Door OP27** - \$1078

The Rampage Door System™ was designed to solve the inconvenience of handling a heavy, bulky portable ramp. This system opens and closes easily with a spring assisted lift that saves you time and storage space and can be installed on any of our buildings that include a double door.



## DELIVERY



Building will arrive fully constructed at the customers site on a truck and trailer similar to the one pictured. We will need prior clearance to install the building. A gravel or concrete pad is recommended. However, we can place customer provided blocks under the shed to level if a pad is not present. Customer needs to purchase 4" solid concrete pavers to go under building. 14 blocks for buildings up to 16' long and 18 blocks for buildings 20' and longer. Normal lead time 4-6 weeks for delivery, weather permitting, except in unusual circumstances.