

Help Line: 1-502-921-0002

Fax: 502-921-0178

After Hours: 502-424-0584

**Prices Include:**

- 1.) Delivered fully constructed to customer site and leveled with customer provided blocks
- 2.) Treated runners and high strength quality floors

3.) Shingle or Metal roof choice

4.) 5 Year Warranty

5.) Amish craftsmanship and incredible service

## A. PICK "YOUR" BUILDING SIZE AND STYLE

All buildings in this column only available with metal roof and siding, wood frame and floor.

All buildings in this column available in your choice of vinyl, painted or urethane siding and metal or shingle roof.


**Standard Metal**

 8' Wide - 5' roll up  
10' - 14' Wide - 6' roll up

Size	Model	Retail
8ft.x10ft.	KIM900	\$3253
8ft.x12ft.	KIM901	\$3395
10ft.x10ft.	KIM902	\$3509
10ft.x12ft.	KIM903	\$3750
10ft.x14ft.	KIM904	\$4020
10ft.x16ft.	KIM905	\$4560
10ft.x20ft.	KIM906	\$5199
12ft.x12ft.	KIM907	\$4261
12ft.x16ft.	KIM908	\$5014
12ft.x20ft.	KIM910	\$5810
12ft.x24ft.	KIM911	\$6776
12ft.x30ft.	KIM912	\$8239
14ft.x24ft.	KIM913	\$8480
14ft.x32ft.	KIM914	\$10,199


**End Loft**

 Your choice double door or 5' roll up door  
8' wide - 4' roll up door

Size	Model	Retail
8ft.x12ft.	KN41	\$4531
10ft.x12ft.	KN42	\$5099
10ft.x16ft.	KN43	\$6406
12ft.x16ft.	KN44	\$7500
12ft.x20ft.	KN44.5	\$8778
12ft.x24ft.	KN45	\$9986
12ft.x36ft.	KN46	\$13,267
14ft.x24ft.	KN47	\$11,364
14ft.x32ft.	KN48	\$16,051


**Metal Portable Garage**

 9x7 garage door, 3' entry door  
and (1) 30x36" window

Size	Model	Retail
12ft.x20ft.	KIG802	\$7031
12ft.x24ft.	KIG804	\$7955
12ft.x30ft.	KIG805	\$9290
14ft.x20ft.	KIG806	\$8864
14ft.x24ft.	KIG807	\$9673
14ft.x36ft.	KIG808	\$12,798


**Lofted Garden Shed**

 Buildings up to 14' long - 1 window  
16' and longer - 2 windows

Size	Model	Retail
8ft.x12ft.	KN33	\$4886
10ft.x12ft.	KN34	\$5455
10ft.x16ft.	KN35	\$6705
12ft.x16ft.	KN36	\$7713
12ft.x20ft.	KN36.5	\$9048
12ft.x24ft.	KN37	\$10,213
12ft.x36ft.	KN38	\$13,565
14ft.x24ft.	KN39	\$13,011
14ft.x32ft.	KN40	\$16,335


**Metal Built on Site Garage**

 (2) 9x7 garage doors, 3' entry door  
and (1) 30x36" window

Size	Model	Retail
24ft.x24ft.	KN51	\$17,003
24ft.x30ft.	KN52	\$19,077
24ft.x36ft.	KN53	\$21,094
24ft.x40ft.	KN54	\$22,855


**Utility**

 Your choice double door or 6' roll up door  
8' wide - 5' roll up door

Size	Model	Retail
8ft.x8ft.	KW12	\$3409
8ft.x12ft.	KW13	\$4361
10ft.x10ft.	KW14	\$4688
10ft.x12ft.	KW15	\$5114
10ft.x16ft.	KW16	\$5795
12ft.x14ft.	KW17	\$7031
12ft.x20ft.	KW18	\$8338
12ft.x30ft.	KW19	\$11,406
14ft.x24ft.	KW20	\$12,386
14ft.x36ft.	KW21	\$17,031


**Metal Lofted Garden Shed**

 Buildings up to 14' long - 1 window  
16' and longer - 2 windows

Size	Model	Retail
10ft.x12ft.	KIS816	\$5227
10ft.x16ft.	KIS817	\$6250
10ft.x20ft.	KIS818	\$7472
12ft.x16ft.	KIS819	\$7472
12ft.x20ft.	KIS820	\$8707
12ft.x24ft.	KIS821	\$9815
12ft.x30ft.	KIS822	\$11,335
14ft.x28ft.	KN23	\$13,366


**Garden Shed**

 Buildings up to 14' long - 1 window  
16' and longer - 2 windows

Size	Model	Retail
8ft.x12ft.	KN01	\$4517
10ft.x12ft.	KN02	\$5313
10ft.x16ft.	KN03	\$6463
10ft.x20ft.	KN04	\$7741
12ft.x14ft.	KN05	\$7159
12ft.x16ft.	KN06	\$7614
12ft.x24ft.	KN07	\$10,000
12ft.x30ft.	KN08	\$11,719
14ft.x20ft.	KN09	\$10,043
14ft.x28ft.	KN10	\$14,134
14ft.x36ft.	KN11	\$17,372


**Open Horse Shelter**


2' front overhang and 4' kick board

Size	Model	Retail
10ft.x16ft.	KN29	\$5526
12ft.x16ft.	KN30	\$5795
12ft.x20ft.	KN31	\$6534
12ft.x24ft.	KN32	\$7528


**A-Frame Cabin**


 Your choice 4', 6' or 8' porch (loft above)  
9-lite door, (4) 24"x27" and (1) octagon window

Size	Model	Retail
10ft.x16ft.	KN24	\$8267
12ft.x16ft.	KN25	\$9361
12ft.x24ft.	KN26	\$11,747
14ft.x24ft.	KN27	\$14,418
14ft.x32ft.	KN28	\$17,543


**Dog Kennel**

 Entry door, 2 kennel doors, 2 insulated  
dog boxes and (1) window

Size	Model	Retail
10ft.x12ft.	KN22	\$6634

 Call for quote  
on other available sizes

**Pool House**

 12' wide - 3'6" porch / 14' wide - 4' porch  
9-lite door, (4) 30"x36" windows, shutters and cupola

Size	Model	Retail
12ft.x16ft.	KIV800	\$9347
12ft.x24ft.	KIV802	\$11,918
14ft.x20ft.	KN49	\$11,676
14ft.x24ft.	KN50	\$13,082

## B. PICK YOUR COLORS


### METAL SIDING, TRIM & ROOF COLORS



### VINYL SIDING COLORS




### SHINGLE COLORS



### PAINT COLORS



### URETHANE COLORS



## D. ADDITIONAL OPTIONS

**KN55 Octagon Window \$97**  
**KN65 Window 24"x27" \$128**  
**KN66 Windows 30"x36" \$156**  
**KN70 Shutters \$64 per set**  
**KN58 5' Roll Up Door \$639**  
**KN73 6' Roll Up Door \$675**  
**KN74 7' Roll Up Door \$710**  
**KN75 8' Roll Up Door \$753**  
**KN57 9x7 Garage Door \$994**  
**KN67 3' Entry Door \$313**  
**KN68 3' 9-Lite Door \$533**

**KN69 Double 3' Entry Doors \$605**  
**KN62 4x5 Ramp \$227**  
**KN61 5x5 Ramp \$284**  
**KN63 6x5 Ramp \$313**  
**KN59 8x5 Ramp \$369**  
**KN100 8x5 Heavy Duty Garage Ramp \$597**  
**KN71 Treated Floor Joists \$.70 per sq. ft.**  
**Kn72 Shelving & Lofts \$5.91 per sq. ft.**  
**KN56 Cupola \$263**  
**KN60 Wainscoting (2-colors) \$1.56 per. sq. ft.**  
**Kn64 Built on Site 15% (Min. \$500 / Max \$1000)**

## E. DELIVERY



Building will arrive fully constructed at the customer's site on a truck and trailer similar to the picture. Our delivery crew will level the building using concrete blocks provided by the customer.

Concrete blocks are available from your local hardware store. Customer is responsible for having unobstructed access to site and blocks for leveling.



If the customer has a tight spot and is concerned about delivery we have a machine called a "mule". It's used for moving the building through the customers yard with out the additional bulk and size of the truck and when access is limited.

For additional info go to [www.americasbuildings.com](http://www.americasbuildings.com)