


B. PICK YOUR COLORS *Colors may vary due to print

METAL ROOF COLORS



Galvalume Roof Standard




Please see cost below for optional Metal Roof Colors


SHINGLE COLORS



PAINT COLORS

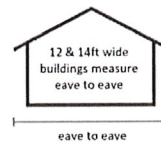
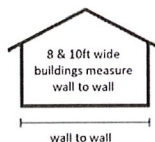


URETHANE COLORS



C. STANDARD FEATURES

- Price includes delivery up to 175 miles from Arcadia
- Our buildings are approved by the Florida Dept. of Buildings & Professional Regulation and engineered to 160 MPH wind velocity rating with 24" stud and rafter spacing
- Joist 2x6 16" OC and 4x6 skids
- Joist 12" OC on all Garage models
- Ridge vent
- Over the door flashing which protects against water leakage
- Wall siding is LP Smart Side with 5/50 year warranty
- 12' and 14' wide buildings are measured eave to eave
- Doors include cross bracing and lockable T-handle
- 10 year warranty



Please check to see if you need a building permit for your building

D. OPTIONS

- 22x35 Window **SSF01** - \$106
- 36x35 Window **SSF02** - \$131
- AC Frameout 21x18 **SSF03** - \$125
- 8' Roll up door (narrow end) **SSF04** - \$750
- 9' Roll up door (narrow end) **SSF05** - \$950
- 36" 6 Panel door (not on Barn) **SSF06** - \$344
- 36" 9-Lite door (not on Barn) **SSF07** - \$406
- 36" Panel door (narrow end Barn) **SSF08** - \$469
- 36" 9-Lite door (narrow end Barn) **SSF09** - \$531
- 3' Wood door **SSF10** - \$100
- 4' Wood door **SSF11** - \$119
- 6' Wood door **SSF12** - \$188
- 12" OC joist **SSF13** - \$10 per running ft.
- 16" Shelving, 3/8 sheeting **SSF14** - \$8 per running ft.
- Flood vent and install (2) **SSF15** - \$300
- All colored roofs **SSF16** - \$15 per running ft.
- All shingle roofs **SSF17** - \$29 per ft.
- 3/4" Pressure treated T&G plywood **SSF18** - \$15 per running ft.
- 3/4" LP Prostruct floor T&G **SSF19** - \$14 per running ft.
- 3x6 Ramp **SSF21** - \$300
- 4x6 Ramp **SSF22** - \$338
- 6x6 Ramp **SSF23** - \$425
- 8x6 Ramp **SSF24** - \$513
- 6x8 Ramp **SSF25** - \$513
- Anchoring **SSF116** - \$21.50 per running ft.

Example: 10x16 Building = 16 Running Feet
Blocking Materials - No Charge

Use your Lowe's card and save 5%

To purchase a building please contact your Lowe's PSE associate.
For additional info call 502-921-0002

E. DELIVERY



Building will arrive fully constructed at the customer's site on a truck and trailer similar

to the picture. Our delivery crew will level the building with a mixture of leveling materials.

*Please allow 3-5 weeks for delivery (weather pending) from the time building was ordered.

*Except during unusual circumstances



If the customer has a tight spot and is concerned about delivery we have a machine called a "mule". It's used for

moving the building through the customers yard with out the additional bulk and size of the truck and when access is limited.

For additional info go to www.americasbuildings.com - A site exclusively for Lowe's.