

AMERICA'S BUILDINGS

METAL STORAGE BUILDING SPECIAL ORDER




QUALITY MATERIAL

- Heavy 29 Gauge Steel Covering
- 2-1/4 14 Gauge Galvanized Frame
- 30" Rebar Anchors Plus (6) Mobile Home Anchors or (6) Concrete Anchors When Installed on Concrete

QUALITY WORKMANSHIP

- A-Frame Boxed Eave Roof
- Eleven Color Choices
- Installed on Your Level Land
- Can Be Installed on Gravel, Asphalt or Concrete (Asphalt & Concrete Provided by Customer)

QUALITY DESIGN



Size Tamano	Model Modelo	Retail Precio
12x21x6	Special Order	\$1117
12x26x6	Special Order	\$1644
12x31x6	Special Order	\$2039
12x36x6	Special Order	\$2435
12x41x6	Special Order	\$2568
18x21x6	Special Order	\$1248
18x26x6	Special Order	\$1775
18x31x6	Special Order	\$2172
18x36x6	Special Order	\$2568
18x41x6	Special Order	\$2832
20x21x6	Special Order	\$1644
20x26x6	Special Order	\$2172
20x31x6	Special Order	\$2568
20x36x6	Special Order	\$2963
20x41x6	Special Order	\$3359
22x21x6	Special Order	\$2039
22x26x6	Special Order	\$2435
22x31x6	Special Order	\$2832
22x36x6	Special Order	\$3359
22x41x6	Special Order	\$3755
24x21x6	Special Order	\$2303
24x26x6	Special Order	\$2699
24x31x6	Special Order	\$3359
24x36x6	Special Order	\$3755
24x41x6	Special Order	\$4019

Includes: A-Frame boxed eave roof, (4) corner braces

WE CUSTOM BUILD!

Size Tamano	Model Modelo	Retail Precio
24x24	Special Order	\$18,763

Includes: (Electric with remote, 16x8 residential garage door) R-15 insulation, interior liner panel, vertical roof, vertical sides, wainscoting, 9' walls, 2 windows, residential 6-lite door, (8) concrete bolts

**CERTIFIED PRICING AVAILABLE
FREE INSTALLATION
ON YOUR LEVEL LAND!**

Size Tamano	Model Modelo	Retail Precio
12x31x7	Special Order	\$4329
18x31x7	Special Order	\$4659
20x31x7	Special Order	\$5187
22x31x7	Special Order	\$5648
24x31x7	Special Order	\$6440

Includes: 5x7 Rollup door, 7' tall legs, 10' of enclosed storage, (10) corner braces, 20' of carport (wood floor option available)

502-921-0177
 After Hours: 502-418-8968
 502-387-4428
 americasbuildings.com
 Item#: 250842 Vendor #: 55700

Prices include choice of color and standard features listed. See sales associate for additional options and pricing. Prices include delivery and setup within fifty miles of this store. Permits, zoning, setbacks, stamped drawings when required by zoning, site preparation, restrictive covenants are the responsibility of the consumer. All content subject to change without notice. All measurements are approximate.



OPTIONAL FEATURES/CARACTERISTICAS OPCIONALES

	21 ft. Long	26 ft. Long	31 ft. Long	36 ft. Long	41 ft. Long
Certified Option: Structure is engineered to meet wind and snow load ratings for your given area. Stamped drawings included.	\$200	\$200	\$200	\$300	\$400
Vertical Roof	\$529	\$660	\$793	\$924	\$1057
Vertical Sides/Ends	\$1320	\$1518	\$1717	\$1914	\$2112

CARPORT HEIGHTS	LEG HEIGHT	21 ft. Long	26 ft. Long	31 ft. Long	36 ft. Long	41 ft. Long
	6 feet	Standard	Standard	Standard	Standard	Standard
	7 feet	\$74	\$100	\$133	\$139	\$153
	8 feet	\$153	\$165	\$179	\$232	\$258
	9 feet	\$205	\$245	\$272	\$324	\$364
	10 feet	\$258	\$312	\$324	\$417	\$469
	11 feet	\$312	\$377	\$403	\$495	\$549
	12 feet	\$397	\$463	\$489	\$582	\$634

CLOSE BOTH SIDES	LEG HEIGHT	21 ft. Long	26 ft. Long	31 ft. Long	36 ft. Long	41 ft. Long
	6 feet	\$463	\$562	\$614	\$759	\$859
	7 feet	\$562	\$640	\$787	\$905	\$1037
	8 feet	\$568	\$713	\$839	\$990	\$1155
	9 feet	\$594	\$740	\$859	\$1050	\$1254
	10 feet	\$747	\$918	\$1050	\$1182	\$1314
	11 feet	\$865	\$1057	\$1182	\$1453	\$1637
	12 feet	\$958	\$1222	\$1387	\$1650	\$1782
Extra Side Panel	\$119	\$153	\$165	\$193	\$219	

CLOSE BOTH ENDS	LEG HEIGHT	12 ft. Wide	18 ft. Wide	20 ft. Wide	22 ft. Wide	24 Ft. Wide
	6 feet	\$1123	\$1320	\$1387	\$1518	\$1914
	7 feet	\$1188	\$1387	\$1518	\$1717	\$1980
	8 feet	\$1254	\$1453	\$1584	\$1654	\$2047
	9 feet	\$1320	\$1584	\$1650	\$1914	\$2178
	10 feet	\$1518	\$1782	\$1980	\$2244	\$2508
	11 feet	\$1650	\$1980	\$2311	\$2508	\$2772
	12 feet	\$1782	\$2112	\$2375	\$2640	\$2969

EXTRAS	WINDOWS		WALK-IN-DOOR		GABLE END		GARAGE DOORS	
	24"x36"	\$133	34"x80"	\$265	All Sizes	\$232	5x7	\$363
	BRACES		Anchor to Concrete		ANCHORS		8x8	\$429
	Corner 30"	\$14	Garage Door on Side Add \$198/door		Mobile Home Anchors	\$34 each	9x8	\$463
	Roof 48"	\$28	Connect Units End to End				10x8	\$495
			\$133			10x10	\$562	
							Extra Bow \$100 with 6' Legs (Add \$14 for each additional foot in height)	

CLOSE BOTH SIDES COMBO UNIT ONLY	LEG HEIGHT	5ft.	10ft.	15ft.
	6 feet	\$119	\$238	\$357
	7 feet	\$139	\$278	\$417
	8 feet	\$147	\$292	\$437
	9 feet	\$153	\$304	\$457
	10 feet	\$193	\$384	\$575
	11 feet	\$219	\$437	\$654
	12 feet	\$238	\$475	\$713

Add wood floor to combo unit \$3.48/sq. ft.

Includes: 3/4" OSB Flooring, 14 gauge Metal Framing, 24" OC

J-TRIM	
21' Long	\$54
26' Long	\$67
31' Long	\$80
36' Long	\$93
41' Long	\$109

We Recommend Braces for 8' and Taller Legs
Dutch Opening \$34 Per Opening

PICK YOUR COLORS: ROOF-WALLS-TRIM



Red Brown Bone White Tan Light Gray Ivory



Green Charcoal Blue Clay Burgundy

Colors are only approximate and are subject to change without notice

SALES ASSOCIATE INSTRUCTIONS: 1. Write Order on America's Buildings Order Form 2. Fax Order Form and PO Sheet to 502-921-0178