

Prices Include:

- 1.) Delivered fully constructed to customer site and leveled with a mixture of leveling materials
- 2.) Choice of Metal, Vinyl, Wood or Polyurethane Siding

- 4.) Warranty 5 year Fix It All
- 5.) Amish craftsmanship and incredible service

Code:KIS

Indiana
 Kentucky



A. PICK "YOUR" BUILDING SIZE AND STYLE

All metal buildings come with metal roof and sides only.

All buildings in this column available in your choice of vinyl, painted or urethane siding and metal or shingle roof.



Standard Metal

Size	Model	Retail
8ft.x10ft.	KIM900	\$2597
8ft.x12ft.	KIM901	\$2725
10ft.x10ft.	KIM902	\$2809
10ft.x12ft.	KIM903	\$2990
10ft.x14ft.	KIM904	\$3202
10ft.x16ft.	KIM905	\$3636
10ft.x20ft.	KIM906	\$4151
12ft.x12ft.	KIM907	\$3399
12ft.x16ft.	KIM908	\$4000
12ft.x20ft.	KIM910	\$4635
12ft.x24ft.	KIM911	\$5405
12ft.x30ft.	KIM912	\$6572
14ft.x24ft.	KIM913	\$6770
14ft.x32ft.	KIM914	\$8146



End Loft

Size	Model	Retail
8ft.x12ft.	KN41	\$3735
10ft.x12ft.	KN42	\$3695
10ft.x16ft.	KN43	\$4214
12ft.x16ft.	KN44	\$5281
12ft.x20ft.	KN44.5	\$7231
12ft.x24ft.	KN45	\$8230
12ft.x36ft.	KN46	\$10,940
14ft.x24ft.	KN47	\$9365
14ft.x32ft.	KN48	\$13,230



Metal Portable Garage

Size	Model	Retail
12ft.x20ft.	KIG802	\$5617
12ft.x24ft.	KIG804	\$6349
12ft.x30ft.	KIG805	\$7429
14ft.x20ft.	KIG806	\$7120
14ft.x24ft.	KIG807	\$7725
14ft.x36ft.	KIG808	\$10,220



Lofted Garden Shed

Size	Model	Retail
8ft.x12ft.	KN33	\$4030
10ft.x12ft.	KN34	\$4494
10ft.x16ft.	KN35	\$5519
12ft.x16ft.	KN36	\$6361
12ft.x20ft.	KN36.5	\$7454
12ft.x24ft.	KN37	\$8427
12ft.x36ft.	KN38	\$11,180
14ft.x24ft.	KN39	\$10,730
14ft.x32ft.	KN40	\$13,477



Metal Built on Site Garage

Size	Model	Retail
24ft.x24ft.	KN51	\$13,582
24ft.x30ft.	KN52	\$15,249
24ft.x36ft.	KN53	\$16,854
24ft.x40ft.	KN54	\$18,259



Utility

Size	Model	Retail
8ft.x8ft.	KW12	\$2809
8ft.x12ft.	KW13	\$3595
10ft.x10ft.	KW14	\$3861
10ft.x12ft.	KW15	\$4214
10ft.x16ft.	KW16	\$5125
12ft.x14ft.	KW17	\$5799
12ft.x20ft.	KW18	\$6882
12ft.x30ft.	KW19	\$9405
14ft.x24ft.	KW20	\$10,212
14ft.x36ft.	KW21	\$14,039



Metal Lofted Garden Shed

Size	Model	Retail
10ft.x12ft.	KIS816	\$4180
10ft.x16ft.	KIS817	\$5000
10ft.x20ft.	KIS818	\$5967
12ft.x16ft.	KIS819	\$5967
12ft.x20ft.	KIS820	\$6951
12ft.x24ft.	KIS821	\$7837
12ft.x30ft.	KIS822	\$9057
14ft.x28ft.	KN23	\$10,674


Does not include windows and shutters



Garden Shed

Does not include shutters

Size	Model	Retail
8ft.x12ft.	KN01	\$3720
10ft.x12ft.	KN02	\$4375
10ft.x16ft.	KN03	\$5337
10ft.x20ft.	KN04	\$6389
12ft.x14ft.	KN05	\$5899
12ft.x16ft.	KN06	\$6271
12ft.x24ft.	KN07	\$8254
12ft.x30ft.	KN08	\$9662
14ft.x20ft.	KN09	\$8286
14ft.x28ft.	KN10	\$11,657
14ft.x36ft.	KN11	\$14,326



Open Horse Shelter

Size	Model	Retail
10ft.x16ft.	KN29	\$4422
12ft.x16ft.	KN30	\$4635
12ft.x20ft.	KN31	\$5225
12ft.x24ft.	KN32	\$6011



A-Frame Cabin

Size	Model	Retail
10ft.x16ft.	KN24	\$6810
12ft.x16ft.	KN25	\$7714
12ft.x24ft.	KN26	\$9691
14ft.x24ft.	KN27	\$11,889
14ft.x32ft.	KN28	\$14,466



Dog Kennel

Size	Model	Retail
10ft.x12ft.	KN22	\$5252

Call for quote
 On larger sizes.



Pool House

Size	Model	Retail
12ft.x16ft.	KIV800	\$7696
12ft.x24ft.	KIV802	\$9831
14ft.x20ft.	KN49	\$9625
14ft.x24ft.	KN50	\$10,786

B. PICK YOUR COLORS


METAL SIDING & ROOF COLORS



VINYL SIDING COLORS




SHINGLE COLORS



PAINT COLORS



URETHANE COLORS



D. ADDITIONAL OPTIONS

KN55 Octagon Window \$94
KN65 Window 24"x27" \$119
KN66 Windows 30"x36" \$125
KN70 Shutters \$56 per set
KN58 5' Roll Up Door \$388
KN73 6' Roll Up Door \$400
KN74 7' Roll Up Door \$419
KN75 8' Roll Up Door \$456
KN57 9x7 Garage Door \$625
KN67 3' Entry Door \$236
KN68 3' 9-Lite Door \$438

KN69 Double 3' Entry Doors \$438
KN62 4x5 Ramp \$211
KN61 5x5 Ramp \$260
KN63 6x5 Ramp \$295
KN59 8x5 Ramp \$351
KN100 8x5 Heavy Duty Garage Ramp \$500
KN71 Treated Floor Joists \$.50 per sq. ft.
KN72 Shelving & Lofts \$4.21 per sq. ft.
KN56 Cupola \$219
KN60 Wainscoting (2-colors) \$1.00 per sq. ft.
KN64 Built on Site 15% (Min. \$400 / Max \$850)

E. DELIVERY



Building will arrive fully constructed at the customer's site on a truck and trailer similar to the picture. Our delivery crew will level the building with a mixture of leveling materials. Concrete blocks are available for \$2.00 each. Customer is responsible for having unobstructed access to site and blocks for leveling.



If the customer has a tight spot and is concerned about delivery we have a machine called a "mule". It's used for moving the building through the customers yard with out the additional bulk and size of the truck and when access is limited.

For additional info go to www.americasbuildings.com - A site exclusively for Lowe's.