

SPECIAL ORDER
Pedido especial

Portable Storage Buildings

AMERICA'S BUILDINGS

www.americasbuildings.com
Help Line: 800-289-0988
After Hours: 502-418-8968
502-387-4428

Quality Material • Quality Workmanship • Quality Design

Item # 250842

- Free delivery up to 30 miles from store
- Metal roof standard (Shingle roof is an option)
- Choice of painted Smart Side siding or T-11 stained siding

- Floor joists 16" on center
- Wall studs 16" on center
- Amish craftsmanship

- Real 5/8" Plywood floor
- Key locked door latch
- Delivered fully constructed

728
Cubic Feet
Storage Space



Barn (4' Side Wall)

Size	Model	Retail
Tamano	Modelo	Precio
8ft.x10ft.	B701	\$1963
8ft.x12ft.	B702	\$2098
10ft.x12ft.	B703	\$2618
10ft.x16ft.	B704	\$3067

1627
Cubic Feet
Storage Space



Lofted Barn

Size	Model	Retail
Tamano	Modelo	Precio
10ft.x12ft.	LB804	\$3269
10ft.x16ft.	LB806	\$3748
12ft.x16ft.	LB809	\$4944
12ft.x24ft.	LB811	\$7000

728
Cubic Feet
Storage Space



Lofted Cabin

Size	Model	Retail
Tamano	Modelo	Precio
12ft.x24ft.	LC1203	\$8140

Includes (2) 4' Lofts, 4' Porch,
(3) Windows and (1) Entry Door

1627
Cubic Feet
Storage Space



Lofted Garden Shed

Size	Model	Retail
Tamano	Modelo	Precio
10ft.x12ft.	LGS404	\$3513
10ft.x16ft.	LGS406	\$3992
12ft.x16ft.	LGS409	\$5188
12ft.x20ft.	LGS410	\$6372
12ft.x24ft.	LGS411	\$7244

Includes (2) 4' Lofts

Shown with optional windows
(Windows not included)

728
Cubic Feet
Storage Space



Lofted Garage

Size	Model	Retail
Tamano	Modelo	Precio
12ft.x24ft.	PG1003	\$7197

Includes (1) Entry door, (1) 8x7
Garage door and 4' Loft on back
wall

1120
Cubic Feet
Storage Space



Utility Shed

Size	Model	Retail
Tamano	Modelo	Precio
8ft.x10ft.	U201	\$2052
8ft.x12ft.	U203	\$2355
10ft.x12ft.	U205	\$3007
10ft.x16ft.	U207	\$3449
12ft.x16ft.	U210	\$4400

1600
Cubic Feet
Storage Space



Metal Utility

Size	Model	Retail
Tamano	Modelo	Precio
10ft.x16ft.	UMV11	\$2736
12ft.x20ft.	UMV12	\$3600

*All metal storage

Shown with optional window
(Windows not included)

Economy Series: Unpainted, Primed Siding and 24" Center Studs



4' Side Wall Barn
10ft.x12ft. - SO - \$2130
10ft.x16ft. - SO - \$2534



Lofted Garden Shed
10ft.x12ft. - SO - \$2782
10ft.x16ft. - SO - \$3278
12ft.x16ft. - SO - \$4078
12ft.x24ft. - SO - \$5604



Utility
10ft.x16ft. - SO - \$2534
12ft.x16ft. - SO - \$3109

Prices include delivery and setup. Prices DO include painting, staining and/or options, unless stated otherwise or the Econo series. Setbacks, permits, zoning issues, site preparations and restrictive covenants are the responsibility of the customer. All content subject to change and measurements are approximate.

©2007 by Lowe's®. All rights reserved. Lowe's and the gable design are registered trademarks of LF, LLC.



OK



OPTIONAL FEATURES / CARACTERISTICAS OPCIONALES

Window	Model / Modelo W2X2	Retail / Precio \$105
Entry Door Solid or 9-Lite	SDW1	\$279
Extra Loft or Shelves	ELS3	\$11.14 per linear foot
Build on Site (In lieu of building delivered fully constructed)	BOS1000	\$500 - Item No. 709
Shingle roof (In lieu of metal roof)	(Special order)	\$200 (Any size)

COLOR CHARTS





Paint Colors

 511 APPLE RED	 7591 BARN RED	 6328 MOUNTAIN RED	 6187 PINE GREEN
 510 HUNTER GREEN	 1027 CLAY	 512 BLACK BEAR BEIGE	 6100 BEIGE
 7442 BASSWOOD	 7669 LIGHT GRAY	 7068 GRAY	 6278 DARK GRAY
 6102 PORTABELLO	 508 BROWN	 6048 DARK BROWN	 6258 BLACK
 6020 BURGUNDY	 7048 CHARCOAL	 2160 CHESTNUT	 6067 MOCHA
 8144 ALMOND	 1388 CREAM	 7572 NAVAJO WHITE	 1676 WHITE

Metal Roof Colors

 Forest Green
 Barn Red
 Light Stone
 Galvalume

Shingle Colors

 Dark Brown
 Gray
 Black
 Primed LP Siding

Colors may not be exact

DELIVERY



Building will arrive fully constructed at the customer's site on a truck and trailer similar to the picture. Our professional delivery crew will level the building with a mixture of leveling materials. *Please

Allow 3-4 weeks for delivery (weather pending) from the time building was ordered.



If the customer has a tight spot and is concerned about delivery we have a machine called a "mule". It's used for moving the building through the customers yard with out the additional bulk and size of the truck and

access is limited. **Built-on-Site** is also available for a \$500 up-charge if the building is undeliverable.

SALES ASSOCIATE INSTRUCTIONS

1.) Write order on America's Buildings Order Form

2.) Fax Order Form and PO Sheet to: **502-921-0178**